

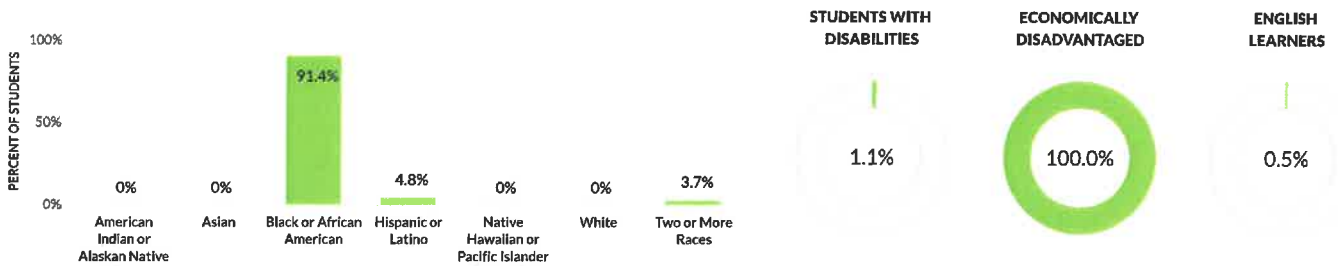


## OVERVIEW

### School Details

Grades : K4-8  
Enrollment (Choice) : 187  
Percent Choice : 95.4%

### Student Groups



### Score Summary



Due to the COVID-19 pandemic, please use caution when interpreting scores and ratings. Careful review of the detailed data on all pages is encouraged. Also, see <https://dpi.wi.gov/accountability/resources>.

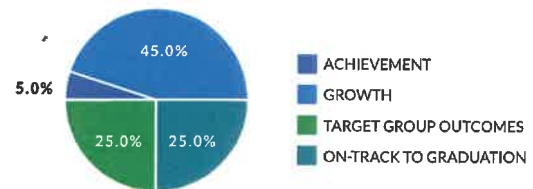
Overall Score

78.4

Exceeds Expectations



#### PRIORITY AREA WEIGHTS



### Priority Area Scores

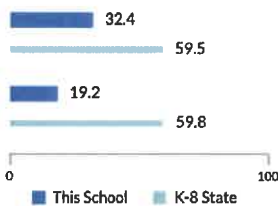
#### ACHIEVEMENT

25.8

English Language Arts

Mathematics

Subject Area Scores



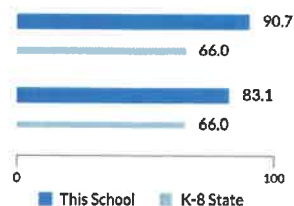
#### GROWTH

86.9

English Language Arts

Mathematics

Subject Area Scores



#### TARGET GROUP OUTCOMES

80.2

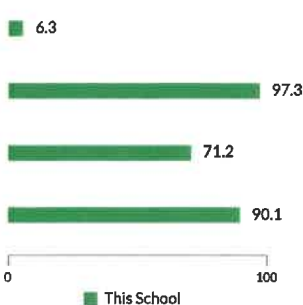
Achievement

Growth

Chronic Absenteeism

Attendance

Group Scores



#### ON-TRACK TO GRADUATION

71.9

Chronic Absenteeism

School-wide Attendance

3rd Grade English Language Arts

8th Grade Mathematics

Area Scores

